

# HONDO

THIS IS GOD'S COUNTRY

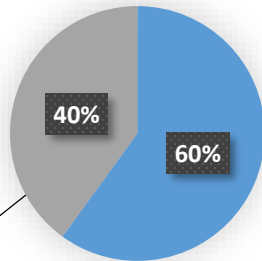


## Population

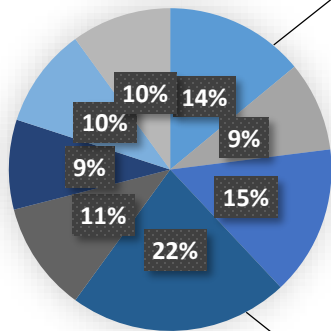
9,305

- Male
- Female

## Gender



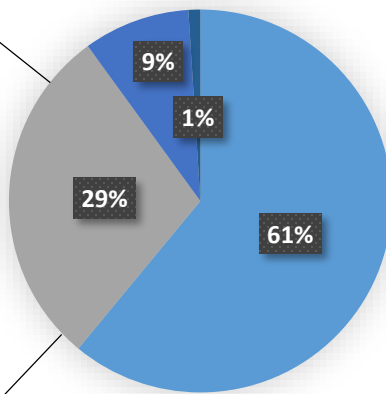
## Age



- <10 years
- 10 - 17 years
- 18 - 24 years
- 25 - 34 years
- 35 - 44 years
- 45 - 54 years
- 55 - 64 years
- 65+ years

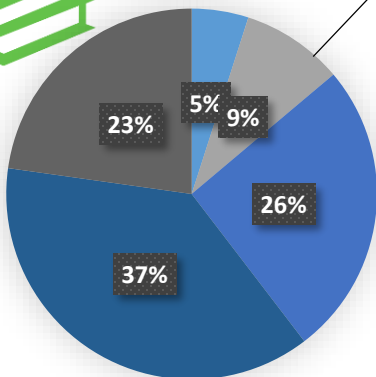


## Racial Diversity



- Hispanic
- White
- African American
- Two or More Races

## Educational Levels



- Master's Degree or Higher
- Bachelor's Degree
- Some College or Associates Degree
- Highschool Diploma or Equivalent
- Less Than Highschool Diploma

Unemployment Rate: 2.10%

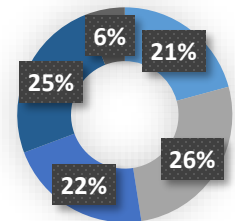


Poverty Rate: 13.40%

Median Income **Brackets:** \$49,038

National: \$55,322

## Household Income Brackets

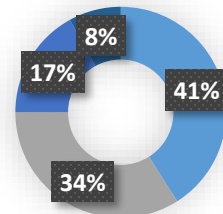


- <\$25k
- \$25k - \$44k
- \$45k - \$74k
- \$75k - \$149k
- \$150k

Median **Individual** Income: \$20,488

National: \$27,419

## Individual Income Brackets



- <\$15k
- \$15k - \$34k
- \$35k - \$64k
- \$65k

Hondo, Texas is fast becoming recognized as one of the most advantageously situated communities in south central Texas. As the Medina County seat, Hondo is located in one of the highest growth regions within the State.

# Medina County

Medina County is one of the best places to live in Texas. Living in Medina County offers residents a rural feel and most residents own their homes. Many families live in Medina County and residents tend to be conservative. The public schools in Medina County are highly rated.

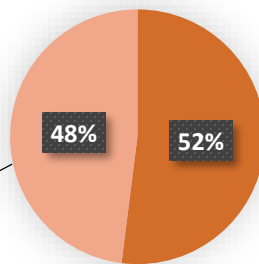


## Population

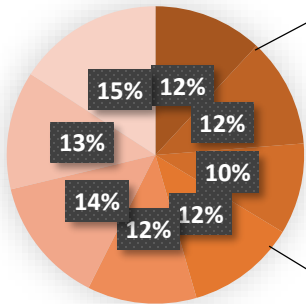
48,548

## Gender

- Male
- Female



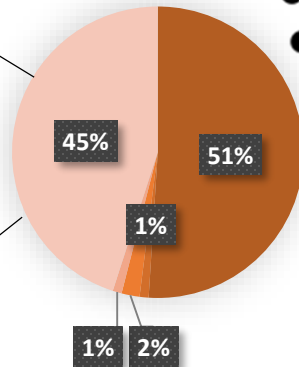
## Age



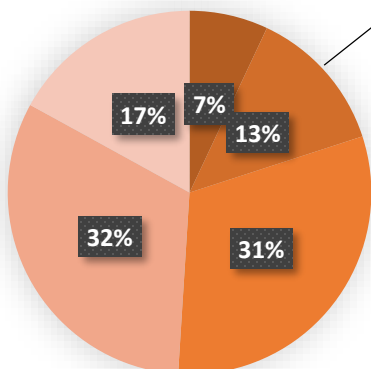
- <10 years
- 10 - 17 years
- 18 - 24 years
- 25 - 34 years
- 35 - 44 years
- 45 - 54 years
- 55 - 64 years
- 65+ years

## Racial Diversity

- Hispanic
- Asian
- African American



## Educational Levels



- Master's Degree or Higher
- Bachelor's Degree
- Some College or Associates Degree
- Highschool Diploma or Equivalent
- Less Than Highschool Diploma

Unemployment Rate: 3.30%

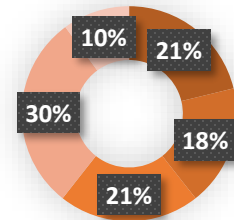
Poverty Rate: 12.70%



Median Income **Brackets**: \$59,305

National: \$55,322

## Household Income Brackets

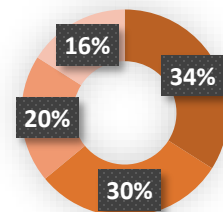


- <\$25k
- \$25k - \$44k
- \$45k - \$74k
- \$75k - \$149k
- \$150k

Median **Individual** Income: \$24,799

National: \$27,419

## Individual Income Brackets



- <\$51k
- \$15k - \$34K
- \$35k - \$64k
- \$65k